

Harvest the Sunshine

JA SOLAR

510W



JAM60D41 LB Black Module n-Type Double Glass Bifacial Modules

Premium Cells

n-
Bycium+
16BB

MBB Half-Cell
Technology

26%



Cell Conversion
Efficiency

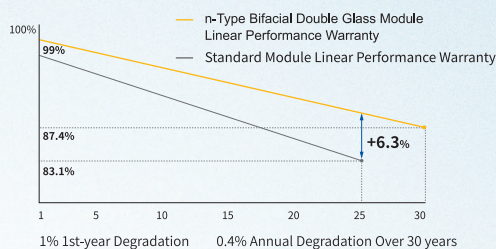
Premium Modules

Higher power generation better LCOE

n-Type with very lower LID

Better temperature coefficient

Better low irradiance response




25-year product warranty

30-year linear power output warranty

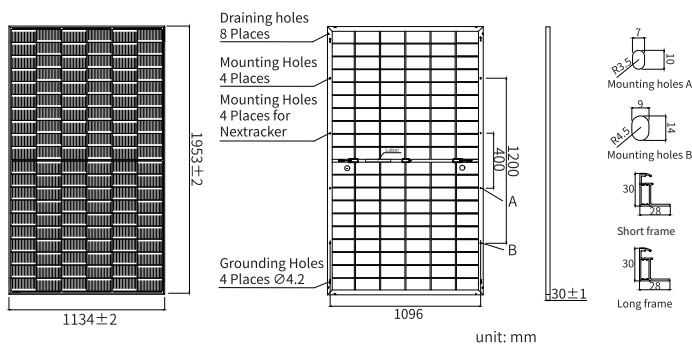
Comprehensive Certificates

- IEC 61215, IEC 61730, UL 61215, UL 61730
- ISO 9001: 2015 Quality management systems
- ISO 14001: 2015 Environmental management systems
- ISO 45001: 2018 Occupational health and safety management systems
- IEC 62941: 2019 Terrestrial photovoltaic (PV) modules - Quality system for PV module manufacturing



DEEP BLUE 4.0 Pro

JAM60D41 LB n-Type Double Glass Bifacial Modules



MECHANICAL PARAMETERS

Cell	Mono
Weight	27.3kg
Dimensions	1953±2mm × 1134±2mm × 30±1mm
Cable Cross Section Size	4mm ² (IEC), 12 AWG(UL)
No. of cells	120(6×20)
Junction Box	IP68, 3diodes
Connector	QC 4.10-351/ MC4-EVO2/ MC4-EVO2A
Cable Length (Including Connector)	Portrait: 400mm(+)/200mm(-) Landscape: 1200mm(+)/1200mm(-)
Front Glass/Back Glass	2.0mm/2.0mm
Packaging Configuration	36pcs/Pallet, 864pcs/40HQ Container

Customized frame color and cable length available upon request

ELECTRICAL PARAMETERS AT STC

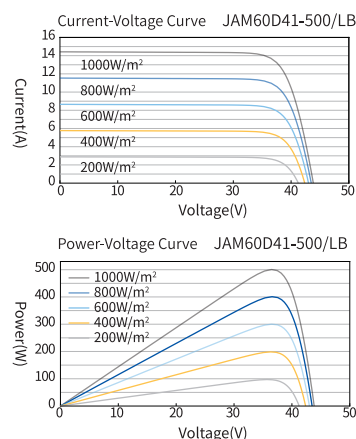
TYPE	JAM60D41 -485/LB	JAM60D41 -490/LB	JAM60D41 -495/LB	JAM60D41 -500/LB	JAM60D41 -505/LB	JAM60D41 -510/LB
Rated Maximum Power(Pmax) [W]	485	490	495	500	505	510
Open Circuit Voltage (Voc) [V]	44.40	44.60	44.80	45.00	45.20	45.40
Maximum Power Voltage(Vmp) [V]	37.75	37.91	38.08	38.26	38.43	38.59
Short Circuit Current(Isc) [A]	13.90	13.95	14.00	14.05	14.10	14.15
Maximum Power Current(Imp) [A]	12.85	12.93	13.00	13.07	13.14	13.22
Module Efficiency [%]	21.9	22.1	22.4	22.6	22.8	23.0
Power Tolerance	0~+3%					
Temperature Coefficient of Isc(α _{Isc})	+0.045%/°C					
Temperature Coefficient of Voc (β _{Voc})	-0.250%/°C					
Temperature Coefficient of Pmax(γ _{Pmp})	-0.290%/°C					
STC	Irradiance 1000W/m ² , cell temperature 25°C, AM1.5G					

Remark: Electrical data in this catalog do not refer to a single module and they are not part of the offer. They only serve for comparison among different module types.

ELECTRICAL CHARACTERISTICS WITH 10% SOLAR IRRADIATION RATIO

TYPE	JAM60D41 -485/LB	JAM60D41 -490/LB	JAM60D41 -495/LB	JAM60D41 -500/LB	JAM60D41 -505/LB	JAM60D41 -510/LB
Rated Max Power(Pmax) [W]	524	529	535	540	545	551
Open Circuit Voltage(Voc) [V]	44.40	44.60	44.80	45.00	45.20	45.40
Max Power Voltage(Vmp) [V]	37.75	37.91	38.08	38.26	38.43	38.59
Short Circuit Current(Isc) [A]	15.01	15.07	15.12	15.17	15.23	15.28
Max Power Current(Imp) [A]	13.88	13.96	14.04	14.12	14.19	14.28
Irradiation Ratio (rear/front)	10%					

CHARACTERISTICS



OPERATING CONDITIONS

Maximum System Voltage	1500V DC
Operating Temperature	-40°C~+85°C
Maximum Series Fuse Rating	30A
Maximum Static Load, Front	5400Pa(112 lb/ft ²)
Maximum Static Load, Back	2400Pa(50 lb/ft ²)
NOCT	45±2°C
Bifaciality	80%±10%
Safety Class	Class II
Fire Performance	UL Type 29/Class C