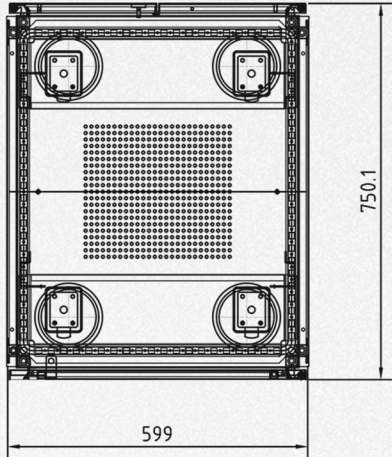
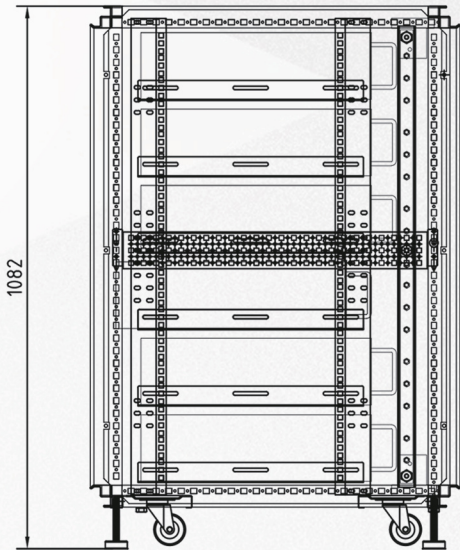





# RX6075100

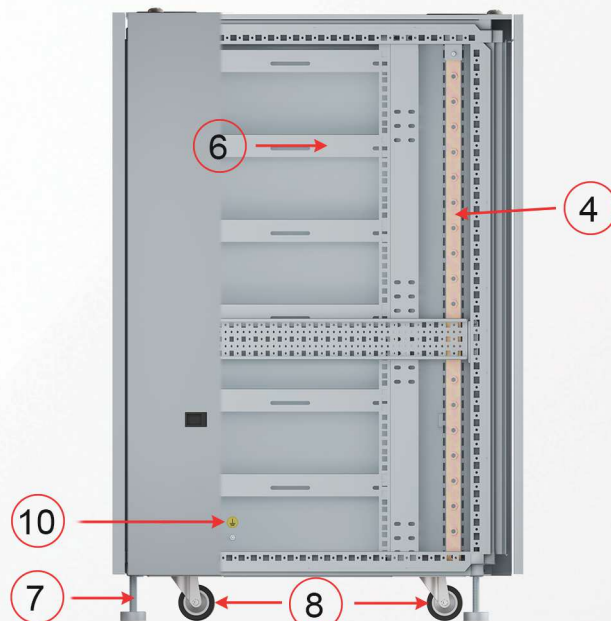
100kg








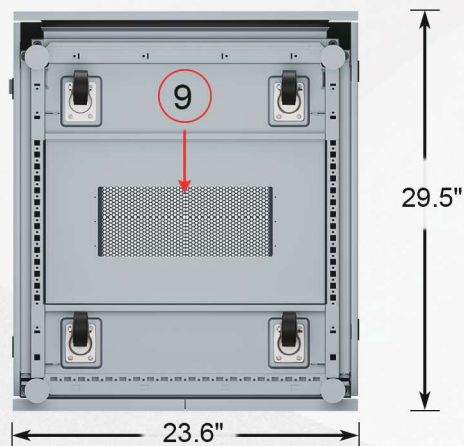
Front View with door open



Right Side View



Top View



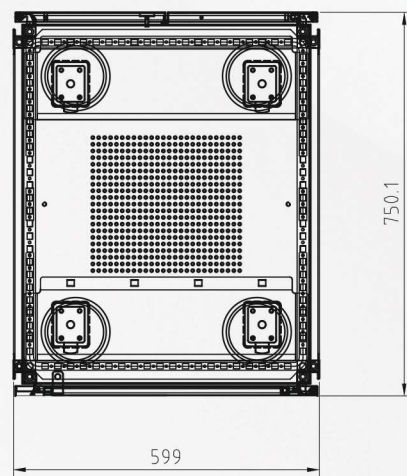
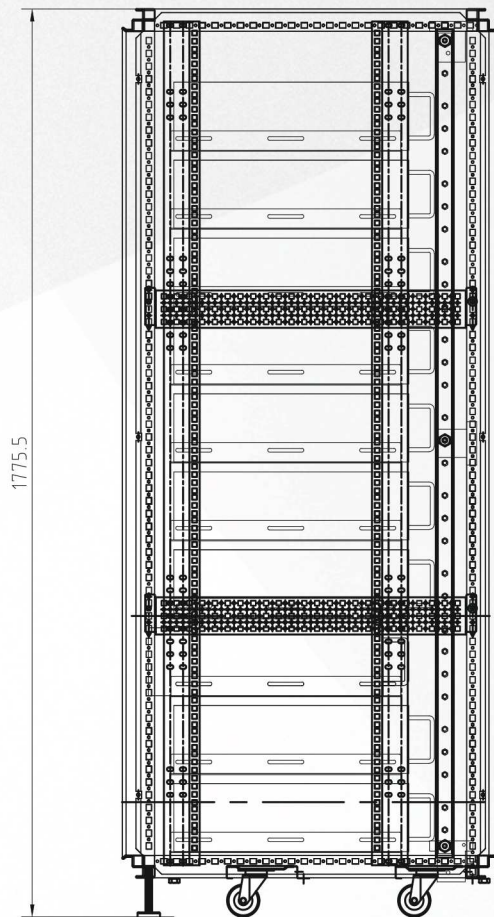

Bottom View

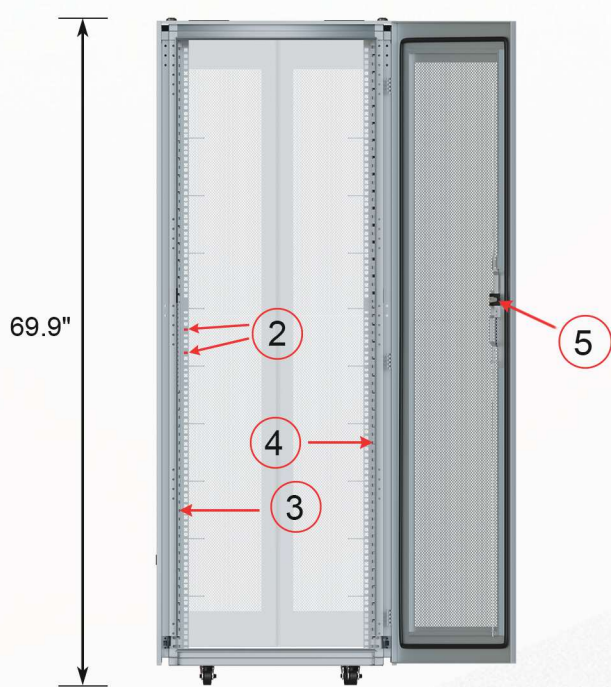
NO.	ITEM	DESCRIPTION
1	Cable Exit Points	Four exit points for positive/negative battery cables, each with a <b>3.75-inch</b> top entry.
2	Battery Securing Bolts	Use <b>2 X M5 screws</b> on each side for one battery installation to secure the battery.
3	Positive Busbar	One <b>25*3mm copper busbar with 17 X M8 bolts</b> , can pass a maximum current rating of <b>300A</b> .
4	Negative Busbar	One <b>25*3mm copper busbar with 17 X M8 bolts</b> , can pass a maximum current rating of <b>300A</b> .
5	Handle with lock	Lockable the front and rear doors. After unlocking with a key, pull out the handle, turn it, and open the door lock.
6	Horizontal Battery Rails	<b>Six pairs of horizontal rails</b> to accommodate six batteries.
7	Adjustable Leveling Feet	Four leveling feet and casters support weights <b>up to 1500kg</b> .
8	Swivel Casters	Four casters can turn in any direction for easy movement.
9	Cable Exit Points	The panels can be easily disassembled and cables can pass through it.
10	Cabinet Ground Fastener(s)	Cabinet Ground Fasteners are <b>two M6 captive screws</b> on both the front and rear doors, while the side door has <b>two M4 captive screws</b> .



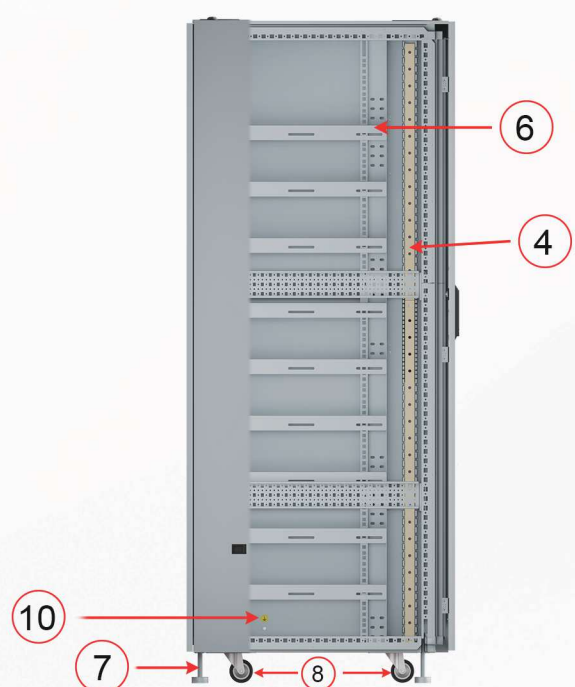
# RX6075170

150kg






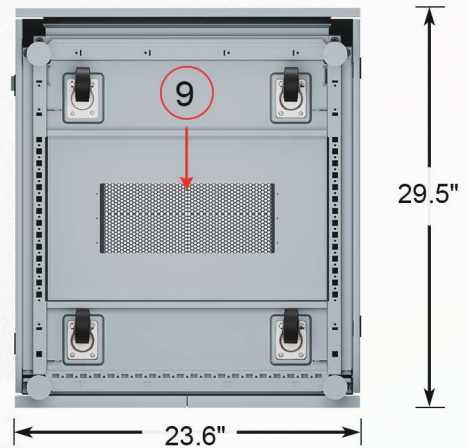
Front View with door open



Right Side View



Top View



Bottom View

NO.	ITEM	DESCRIPTION
1	Cable Exit Points	Four exit points for positive/negative battery cables, each with a <b>3.75-inch</b> top entry.
2	Battery Securing Bolts	Use <b>2 X M5 screws</b> on each side for one battery installation to secure the battery.
3	Positive Busbar	One <b>25*3mm copper busbar with 30 X M8 bolts</b> , can pass a maximum current rating of <b>300A</b> .
4	Negative Busbar	One <b>25*3mm copper busbar with 30 X M8 bolts</b> , can pass a maximum current rating of <b>300A</b> .
5	Handle with lock	Lockable the front and rear doors. After unlocking with a key, pull out the handle, turn it, and open the door lock.
6	Horizontal Battery Rails	<b>Ten pairs of horizontal rails</b> to accommodate six batteries.
7	Adjustable Leveling Feet	Four leveling feet and casters support weights <b>up to 1500kg</b> .
8	Swivel Casters	Four casters can turn in any direction for easy movement.
9	Cable Exit Points	The panels can be easily disassembled and cables can pass through it.
10	Cabinet Ground Fastener(s)	Cabinet Ground Fasteners are <b>two M6 captive screws</b> on both the front and rear doors, while the side door has <b>two M4 captive screws</b> .